




Lesson Summary

God created everything that exists. We can learn about God by experiencing what he made. In the beginning, human beings were the last thing God created. We are his greatest creation in the whole world. God made human beings in his image and likeness; we are not just creatures, but persons. We have a body and a soul. God entrusted human beings with creation, so we all have a responsibility to care for it. **Words to Know:** soul

ACTIVITY	LEARNING GOALS	REFERENCES	MATERIALS
<p>Dive In (5 MIN.)</p> <p>Opening Prayer (p. 16)</p> <p>Activity (p. 17)</p>		Genesis 1:1	
<p>The Core (25 MIN.)</p> <p>Core Activity A (p. 18): God Tells Us About Himself Through Creation</p>	<p>A Discover that God tells about himself through creation.</p>	CCC 32	Crayons; Markers Examples of Creation (optional)
<p>Core Activity B (p. 19): The Creation Story</p>	<p>B Recognize that God is the Creator of all things that exist and that human beings are his greatest creation in the world.</p>	Genesis 1:1–2:3 CCC 290	<i>Catholic Bible for Young Beginners</i> ; Glue Sticks; Scissors
<p>Core Activity C (p. 20): Made in God's Image and Likeness</p>	<p>C Know that human beings are created in God's image and likeness and are a union of body and soul.</p>	CCC 355–356, 365	Crayons; Markers (optional) <i>Catechism for Young Beginners</i> (optional)
<p>Core Activity D (p. 21): Caring for God's Creation</p>	<p>D Know that God has entrusted human beings with his creation and that we have a responsibility to care for all he has created.</p>	CCC 2402	
<p>To the Heart (20 MIN.)</p> <p>Video</p> <p>Heroes of God (p. 22): St. Pier Giorgio Frassati</p> <p>Taking it Home (p. 23): What We Learned</p>			<p> Watch the lesson video in your <i>Pillars of Faith</i> digital resources</p> <p>Crayons; Markers</p>



Scripture Connection

“In the beginning God created the heavens and the earth.”
(Genesis 1:1)

Six Days of Creation and the Sabbath
(Genesis 1:1–2:3)



Catechism Connection

CCC 32
God Speaks Through Creation

CCC 290
God the Creator

CCC 355–356
Created in God’s Image and Likeness

CCC 365
Body and Soul

CCC 2402
Care for Creation



Children at This Age

Children learn first and foremost through the physical world. Use this natural curiosity to foster engagement and excitement. In this and future lessons, consider what concrete, tactile items you can bring to enrich the discussion. For example, a flower, a piece of fruit, or some seeds could be used to complement your explanation of creation. This lesson also emphasizes how special each individual person is. To reinforce this, learn and use each child’s name throughout the lesson.

Find ways to affirm and praise the children by name.



In the Ascension App

Digital resources available in the Ascension web-based app include corresponding lesson videos, optional activities, handouts, liturgical season resources, catechist training, and more.

Lesson 2: Opening Prayer

Dive In

TEACH

Today we will learn that God is our Creator and that he created everything out of love for us. When we look at all that God has created, we can learn more about God himself.

ASK

Let's start with a prayer. **Does anyone remember how we begin our prayers?**

(The Sign of the Cross.)

TEACH

We always start our prayers with the Sign of the Cross because it reminds us of the story of God's love for us.

The Sign of the Cross also reminds us that God is one God but three divine Persons: God the Father, God the Son, and God the Holy Spirit.

ENGAGE

Let's make the Sign of the Cross together. As we do, let's remember the story of God's love for us.

Review the motions of the Sign of the Cross and remind students how each step connects to the story of God's love.

PRAY

+ Dear God, you are one God in three divine Persons: Father, Son, and Holy Spirit. You are a God of love, and you created everything out of nothing. Thank you for making this beautiful world. Thank you for letting us come to know you through your creation. Thank you for helping us get to know you and love you. Amen. +

1. Touch your right hand to your forehead.

"In the name of the Father ... "

Remember the story. We touch our hands to our foreheads to remind ourselves that God the Father created us and loves us so much.

2. Move your right hand down to touch your chest.

"And of the Son ..."

Next, we move our hand down to our heart because God the Son, Jesus, loved us so much that he died on the Cross for us.

3. Touch your right hand to your LEFT shoulder.

We move our hand back up now to remind us that Jesus rose from the dead and, with the Father, sent God the Holy Spirit to guide us. We do this as we say, "And of the Holy ... "

4. Touch your right hand to your RIGHT shoulder.

Finally, we move our hand across our heart now to remind us to spread God's love to everyone we meet. We end with, "... Spirit. Amen."

Now let's say them all together as we begin our prayer.



Dive In

ASK

Does anyone remember what God tells us about in the Bible?

(God tells us about his love for his people in the Bible.)

TEACH

That's right! The Bible tells us that God created everything out of nothing. He made this beautiful world; he made the light we see, the air we breathe, the water we drink, and everything that exists. He even made you and me. God created everything that exists out of love.

Have students go to page 11 of their workbooks.

ENGAGE

The very first verse of the Bible tells us that God created the heavens and the earth. Let's trace the words together.

Read the sentence together and allow students to trace.

Now look at the picture. God created everything, including all the beautiful things you see, because he loves us! Take a few minutes and circle the things God made that are named in the list.

Slowly read through the list and allow students to circle the items.

LESSON 2
God Created Everything



Look at what God created in the picture. **Find** and circle the things God made.

Trace the words in the Bible verse.

“ In the beginning God created the
heavens and the earth.”

sun	clouds
moon	trees
mountains	animals

Genesis 1:1

God Created Everyt

11
pg.

Trace the words in the Bible verse.

“ In the beginning God created the
heavens and the earth.”

Genesis 1:1

God Tells Us About Himself Through Creation

The Core


A

Learning Goal

Discover that God tells us about himself through creation.

God created many wonderful things! He created things we can see, like plants and animals. He also created things we cannot see, like angels.



MATERIALS  Crayons or markers; Examples of creation to explore with the five senses (optional)

TEACH A word for someone who makes something is “creator.” When a creator makes something, that thing is called their creation.

ASK **Can someone give me an example of something they have created at home or in school?**

Call on students to share their answers. If there is time, allow them to share what materials they used to create their project.

TEACH Wow! You are all wonderful creators. It sounds like you used different supplies to create your projects.

The Bible says that in the beginning, when God created the heavens and the earth, he had no supplies. Can you imagine that? God had no markers, no crayons, no paper, or clay. In fact, he had nothing. He created everything out of nothing. God created everything that we can see and sense all around us. God also created everything that we *cannot* see, like the angels.

A God Tells Us About Himself Through Creation

God created many wonderful things! He created things we can see, like plants and animals. He also created things we cannot see, like angels.

Draw the things God made that you like to see, touch, taste, smell, and hear. Then **trace** the words.

God = Creator

See	Touch	
Taste	Smell	Hear

Creation

12 | Lesson 2

12
pg.

TEACH God loves me, and he loves you. God wants to show us his goodness and how much he loves us by creating the good things all around us. Sometimes, when I think about God’s creation, I think of all my favorite things he has made that I enjoy. I can appreciate my favorite things through my five senses.

ASK **Who can name our five senses?**
(Taste, touch, smell, sight, and hearing.)

Can you think of something God made that you love to see, hear, taste, touch, or smell?
I like to use my sight to see a rainbow in the sky or a puppy’s cute face. What else can you think of?

Call on students for answers. Then direct students’ attention to page 12 of the workbook.

ENGAGE In the box that says See, draw one thing God created that you enjoy seeing.

For the rest of the activity, continue this same process for Touch, Taste, Smell, and Hear. Some students may say that they enjoy man-made things; remind them that God made the materials, and humans simply put the materials together.


The Creation Story

The Core

B

Learning Goal

Recognize that God is the Creator of all things that exist and that human beings are his greatest creation in the world.

CONSIDER  If students ask, explain that “day” in Genesis doesn’t have to mean a 24-hour day. The main point is that God created in stages—first making spaces, then filling them.

For the activity, have students cut out the picture on page 213 before you get started.

MATERIALS  Catholic Bible for Young Beginners; Glue sticks; Scissors

TEACH

God created all things. He made everything from nothing. We can read about this in the first book of the Bible. This book is called Genesis. Let’s read the story of Creation together.

Read aloud “Six Days of Creation and the Sabbath” (Genesis 1–2).

Now that we’ve heard the story of Creation, let’s think about what God made each day. Listen carefully as I re-read each day from the story.

Re-read the Creation story day by day and guide students through the activity. Start with day one of Creation.

ASK

What did God make on day one?
(Light, day, and night.)

ENGAGE

That’s right! Now glue the picture of the “days of creation” onto the page.

Have students glue the “days of creation” image as you read through the rest of the days:

Day 2: The Sky

Day 3: Land, Sea, Plants, and Trees

Day 4: The Sun, Moon, and Stars

Day 5: Fish and Birds

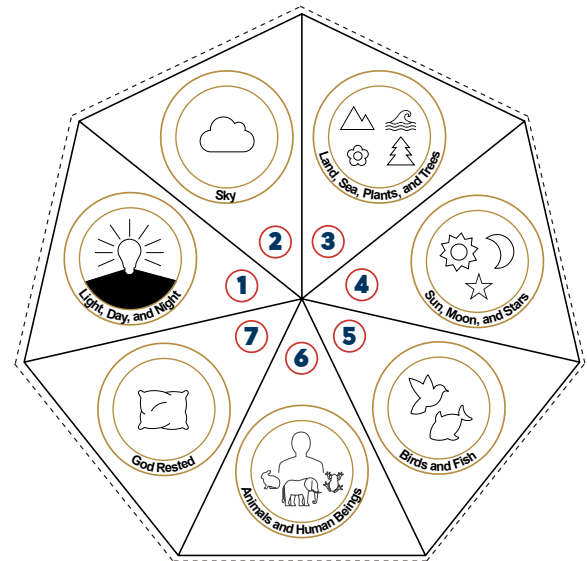
Day 6: Animals and Human Beings

The Creation Story

B

Each time God created something, he said, “This is good.”
When God created people, he said, “This is very good.”

Turn to page 213. **Cut out** the picture. **Glue** it in place.



BIBLE LEVEL 1

Genesis 1–2

God Created Every

13
pg.

Catholic Bible for Young Beginners

Genesis 1–2

After you have gone through the first six days of Creation, re-read day seven.

ASK

What did God do on day seven?
(God rested.)

What did God say each time he created something? (“It is good.”)

What was the last thing that God created?
(Human beings.)

What did God say after he created human beings? (“It is very good.”)

TEACH

God created everything out of nothing. The last thing he created was human beings. God calls us very good because we are his greatest creation. He made us in his image and likeness.

Made in God's Image and Likeness

The Core



Learning Goal

Know that human beings are created in God's image and likeness and are a union of body and soul.

God made each of us in his image and likeness. He also gives us both a body and a soul.



Made in God's Image and Likeness

God made each of us in his image and likeness. He also gave us both a body and a soul.

Write or draw what makes you special.

My name is

My favorite food is

My favorite color is

I like to

When I grow up, I want to be

A talent or skill God gave me is

I show God's love in the world by

CATECHISM LEVEL 1

Question 57


14 | Lesson 2

14
pg.

Catechism for Young Beginners



Question 57

MATERIALS  Crayons or markers (optional);
Catechism for Young Beginners (optional)

TEACH

The Bible tells us that after God created human beings, he called them very good. This is because God created us to be like himself. God made us in his image and likeness. Being made in God's image means we are not just creatures, but persons. We all have a unique body and soul.

Your body is the *you* that you can see. It lets you run, jump, and hug. Your **soul** is the invisible part of you that lets you think, love, and make good choices. We are both soul and body.

God created you out of love. He made you special. There is only one you, and there will never be another like you. He formed every part of you, and he knows you better than anyone.

Direct students to page 14 of their workbooks.

ENGAGE

This page is all about you. God made all of us different from each other. He made us special and gave us different gifts and talents. Take a few moments to think about what makes you special.

Read the prompts in the workbook aloud, then allow students time to work on the activity.

Caring for God's Creation

The Core

D

Learning Goal

Know that God has entrusted human beings with his creation and that we have a responsibility to care for all he has created.

All creation was given to man to care for, and the fruits of the earth were given for food.



TEACH

God made people last. The first people were Adam and Eve. God made them with love. He wanted them to love each other and have a family. God gave them all the things he made. He told them to take care of everything.

God wants us to take care of everything he made. We should take care of the earth, plants, and animals. God also wants us to take care of our families and ourselves. These are all gifts from God. It's our job to keep them safe and happy.

Direct the students' attention to page 15 of the workbook.

ENGAGE

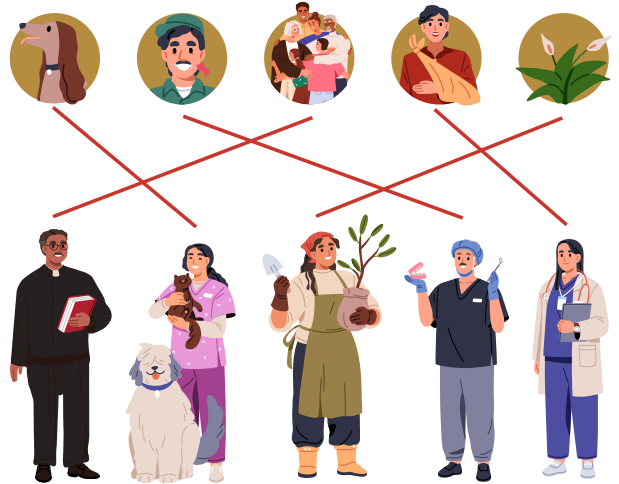
Look at the pictures. The top row shows something God created. The bottom row shows the people who help take care of God's creation. Match God's creation to the person or people who help take care of it.

Caring for God's Creation

D

All creation was given to man to care for, and the fruits of the earth were given for food.

Match the pictures. **Draw** a line from God's creation to the person who cares for it.



Write what you can do to care for God's creation.

God Created Every

15
pg.

Give students a minute to match the pictures and review. Then, prompt them to answer the question.

ASK

What can you do to help care for God's creation?


Give students a moment to answer. Sample answers include caring for pets, watering plants, planting flowers, throwing out trash, and recycling. Point out that students are God's greatest creation in the world and that they also have a responsibility to take care of themselves; this means brushing our teeth, combing our hair, drinking water, and eating healthy foods.

Heroes of God: St. Pier Giorgio Frassati


To the Heart

Lesson Video

Before moving on to the “Heroes of God” story, play the Lesson 2 Video in your *Pillars of Faith* digital resources. Afterward, pause for a quick discussion: ask students what stood out to them and what they learned.



St. Pier Giorgio Frassati

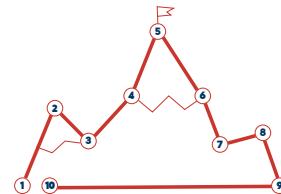


St. Pier Giorgio was a boy from a rich family in Italy. He asked his parents to take him to church every Sunday. He liked talking to his friends about God, even when they were hiking or playing sports! Pier Giorgio gave his time and money to the sick and the poor. He showed them God's love through his care. Pier Giorgio also loved the mountains. They made him think about how great God is.

Trace the day we celebrate St. Pier Giorgio.

July 4


Connect the dots.



Draw a picture of yourself having fun.

16 | Lesson 2

16
pg.

MATERIALS  Crayons or markers (optional)

ASK

Does anyone remember what a saint is? (Saints are people who loved

God with their whole heart while they were alive on earth. When they sinned, they turned back to God. They stayed close to God and died in friendship with God. They are now with God forever in heaven.)

TEACH

Today we will read the story of one saint who loved parties, music, dancing, skiing, and especially being in nature and mountain climbing. Let's read his story together.

Read the saint's story aloud with students. This text is also included in their workbooks.

St. Pier Giorgio was a boy from a rich family in Italy. He asked his parents to take him to church every Sunday. He liked talking to his friends about God, even when they were hiking or playing sports! Pier Giorgio gave his time and money to the sick and the poor. He showed them God's love through his care. Pier Giorgio also loved the mountains. They made him think about how great God is.

After reading the saint's story, guide students through the activity.

ENGAGE

Look at the activities on this page. Each one tells us a fact about St. Pier Giorgio. Let's complete them together.

The first activity says that St. Pier Giorgio's feast day is July 4th. Trace the number 4.

Pause for students to trace.

The middle activity reminds us that St. Pier Giorgio loved God's creation, especially the mountains. Connect the dots to reveal a mountain.

St. Pier Giorgio talked to his friends about Jesus while they did fun things. In the last activity, draw a picture of something fun that you like to do. Remember, Jesus wants us to be happy.

Allow students time to draw.

Conclude the activity with a short prayer.

PRAY

+ St. Pier Giorgio, help us to climb the heights of holiness like you did. Amen. +

What We Learned

To the Heart

TEACH

Let's think back to what we learned today. Look at the top of page 17. We will read the questions together. Circle the correct answer.

Give students a few minutes to circle the answers. Check if anyone needs help, offering individual support as time allows.

When everyone is done, read the sentences aloud again and correct answers as needed.

Finally, help students tear out the "Living the Faith" page (if it will be sent home separately).

PRAY

+ Thank you, Father, for showing us your goodness and love through your gift of creation. Thank you for making us in your image and likeness and for the gift of our bodies and souls. Help us always remember to show our love for you by taking good care of ourselves, the people around us, and all of creation. Amen. +

LESSON 2

What We Learned

Circle the answer.

- 1 Who made everything? people | **God**
- 2 Humans are made in God's _____. dream | **image**
- 3 People have both a body and a _____. **soul** | heart
- 4 God wants us to _____ for all of his creation. **care** | wait

Bird's-Eye View



- God is the Creator of all things that exist, and we can learn about him by experiencing his creation. God created everything out of love for us.
- Human beings are God's greatest visible creation because we are made in his image and likeness. We have both a body and a soul.
- We have a responsibility to take care of God's creation.

Scripture Connection

"In the beginning God created the heavens and the earth."
(Genesis 1:1)
Six Days of Creation and the Sabbath
(Genesis 1:1–2:3)

Catechism Connection

CCC 32
God Speaks Through Creation
CCC 355–356
Created in God's Image and Likeness
CCC 290
God the Creator
CCC 365
Body and Soul
CCC 2402
Care for Creation

God Created Every

17
pg.

For full-size
see p. 20.

LESSON 2

Living the Faith

To the Heights

St. Pier Giorgio Frassati spent as much time as he could mountain climbing. The crisp air and wide vistas helped him reflect on God. He once wrote, "I would spend entire days on the mountains contemplating in that pure air the Greatness of the Creator." He understood that the true value was not only reaching the summit but also the climb. Climbing a mountain requires more preparation, time, focus, and energy during the ascent than it does at the summit. Our lives are also about the climb—the ordinary, everyday duties of our vocations—rather than the height of a special moment or achievement. Let's remember that our time climbing the mountain is our best opportunity for purposeful, and even heroic, acts of love.

Through Your Child's Eyes

Children learn, first and foremost, through the physical world. Embrace their natural curiosity by weaving faith into your everyday routines. Strive to see the world through your child's eyes and rekindle your own natural wonder. Remember to speak your thoughts out loud. Share your wonder at God's creation and gifts, whether it's the delicate pattern of a leaf, the color of a sunset, or the song of a bird.

"Train up a child in the way he should go, and when he is old he will not depart from it."
—Proverbs 22:6

Car Conversation

ASK What are some of your favorite things that God made?
How can we say thank you to God for making such a beautiful creation?
SHARE A favorite part of God's creation that brings you joy and reminds you to be thankful.

In the Ascension

Additional resources for family activity ideas, formation content, and Ascension app.

18
pg.

What We Learned

- 1 Who made everything? people | **God**
- 2 Humans are made in God's _____. dream | **image**
- 3 People have both a body and a _____. **soul** | heart
- 4 God wants us to _____ for all of his creation. **care** | wait