


Year-Round OCIA Program Schedule

ANNUAL PLANNING TEMPLATE

Program Year: _____ Parish: _____

Easter Sunday (Year 1): _____ Pentecost (Year 2): _____

How to use this template: Start with the *Key Dates Worksheet* immediately below. Complete every field in that table before moving to the schedule. Next, work through the schedule row by row, entering each session date in the grey blank fields. Break rows, liturgical milestones, and special events are already placed in the correct order; enter their dates as you confirm them. Where the Notes column shows , verify that item against your year's liturgical calendar before finalizing the date. See the Planning Notes at the end of this document for detailed guidance on each phase.

KEY DATES WORKSHEET

KEY DATES WORKSHEET—COMPLETE BEFORE BUILDING THE SCHEDULE		
Program year		e.g., 2028–2029
Easter Sunday (Year 1)		Mystagogy begins the following Sunday
Pentecost Sunday (Year 1)		Close of Mystagogy / Year 1
Team Preparation—Week 1		Week after Pentecost
Team Preparation—Week 2		Second week after Pentecost
Precatechumenate begins		Lesson 1—first week of program
HOLIDAYS & BREAKS—SUMMER		
Independence Day (July 4)		Note which day of the week it falls on
Summer break week		Recommend one week in late July
Labor Day weekend		Note which week to skip
CATECHUMENATE SEASON—FALL / WINTER		
Rite for Entrance / Welcome		Late September or early October Sunday Mass
Lesson 10 begins (Catechumenate)		Week following the Rite of Acceptance

Thanksgiving break		Week nearest Thanksgiving
First Sunday of Advent		New liturgical year begins
Christmas break begins		Typically mid-to-late December
Christmas break ends/resumes		Typically first or second Sunday of January
PURIFICATION & ENLIGHTENMENT—LENT		
Ash Wednesday		Lent begins
Rite of Election		First Sunday of Lent—at the cathedral
Lenten Retreat (Saturday)		Recommend the second weekend of Lent
First Scrutiny		Third Sunday of Lent
Second Scrutiny (Laetare)		Fourth Sunday of Lent
Third Scrutiny		Fifth Sunday of Lent
HOLY WEEK		
Palm Sunday		Holy Week begins
Penance Service		Depends on parish schedule
Rehearsals		Schedule at least one rehearsal before the Easter Vigil
Easter Vigil (Saturday)		Night before Easter Sunday
First week of Easter (Year 2)		Mystagogy (Year 2) begins the following Sunday
Pentecost Sunday (Year 2)		End of program year
HOLY DAYS & LITURGICAL NOTES—CHECK EACH YEAR		
Assumption of Mary (Aug. 15)		Is it a Sunday? Obligation applies regardless.
Immaculate Conception (Dec. 8)		Is it a Sunday? If so, transferred or suppressed?
Solemnity of Mary (Jan. 1)		Is it a Saturday or Monday? Check USCCB dispensation.
Our Lady of Guadalupe (Dec. 12)		Does it fall on an Advent Sunday? If so, not observed.
Annunciation (Mar. 25)		Does it fall in Holy Week or Easter Octave? If so, transferred.
Other transferred feasts / notes		



















PROGRAM SCHEDULE

Legend: ● verify this item for your specific year ✦ liturgical milestone/rite ✝ prayer checkpoint
 (KD) cross-reference to key dates worksheet **Grey rows** = scheduled breaks **Gold rows** = enlightenment period
Red rows = Q&A/interviews/special events **Blue rows** = catechumenate sessions **Green rows** = Mystagogy

Week	Date	Session/Event	Notes
PHASE I—MYSTAGOGY · EASTER TO PENTECOST, YEAR 1			
✦ (KD)		Easter Sunday—Year 1	The Easter Vigil initiates the new Elect. Mystagogy begins.
1		Mystagogy Session 1	
2		Mystagogy Session 2	
3		Mystagogy Session 3	
4		Mystagogy Session 4	
5		Mystagogy Session 5	
6		Mystagogy Session 6	
7		Mystagogy Session 7	
✦ (KD)		Pentecost Sunday—Close of Mystagogy, Year 1	The feast itself marks the close.
PHASE II—TEAM PREPARATION (WEEK AFTER PENTECOST)			
—		Team Preparation—Week 1	Review curriculum, lesson assignments, and roles. Recruit catechists, sponsors, and hospitality team. Check if Memorial Day affects this week.
—		Team Preparation—Week 2	Finalize logistics and room setup. Review the inquiry process and outreach plan. Begin any active evangelization or registration efforts.
PHASE III—PRECATECHUMENATE · LESSONS 1-9			
1		Lesson 1—What Do You Seek?	Precatechumenate begins
2		Lesson 2—How Can We Know That God Exists?	
3		Lesson 3—God Reveals Himself to Us	✝ Prayer checkpoint: prayer in the context of God’s self-revelation
4		Lesson 4—The Holy Trinity: God Is Love in Relationship	
—		Break—Independence Day	Plan a July 4 break.
5		Lesson 5—If God Is Good, Why This Mess?	

Week	Date	Session/Event	Notes
6		Lesson 6—Salvation History: God's Promise to Free Us	
—		Break—Late Summer	Build in one week of rest.
7		Lesson 7—Jesus Christ: God Becomes Man	
8		Lesson 8—The Paschal Mystery: Jesus Delivers Us from Evil	
—		Overflow, catch up from the previous two lessons	The previous two lessons are long and might take extra time to process. Consider scheduling extra time to catch up or overflow from previous lessons.
9		Lesson 9—The Holy Spirit: God Dwells in Us	Close of Precatechumenate stage. ● Check what day of the week the Assumption (Aug. 15) falls.
—		Break—Labor Day Weekend	Plan a break for Labor Day week. Confirm exact date for this year.
—		Q&A Session 1 / Progress Interviews	Unscripted Q&A with the group; individual progress reviews with the team. Assess readiness to move into the Catechumenate.
PHASE IV—CATECHUMENATE · LESSONS 10-23			
✦	KD	Rite for Entrance into the Catechumenate	Celebrated at Sunday Mass in late September or early October. The Rite of Welcoming Baptized but Previously Uncatechized Adults may be celebrated at the same time. Coordinate with your pastor.
10		Lesson 10—Christian Prayer: God Invites Us into Relationship	✦ Prayer checkpoint: prayer as a response to God who dwells in us. Catechumenate stage begins.
11		Lesson 11—The Old Law and the New: Learning Freedom	
12		Lesson 12—The Church: God's Family	
13		Lesson 13—The Blessed Virgin Mary and the Saints: Our Extended Family	● Check what day of the week All Saints Day (Nov. 1) falls this year. Consider attending Mass together.
14		Lesson 14—The Last Things: God Will Set All Things Right	Close of first doctrinal sequence.
—		Q&A Session 2 / Progress Interviews	Open Q&A with the group; individual progress reviews with the team.
15		Lesson 15—The Liturgy and the Sacraments: Christ with Us	● Check whether All Saints Day (Nov. 1) or All Souls Day (Nov. 2) falls this week.
16		Lesson 16—The Sacrament of Baptism: Christ Welcomes Us	

Week	Date	Session/Event	Notes
17		Lesson 17—The Sacrament of Confirmation: The Holy Spirit Seals Us	
—		Break—Thanksgiving	Thanksgiving week break. Confirm exact date for this year.
18		Lesson 18—The Holy Eucharist: Christ Feeds Us	
19		Lesson 19—The Mass: We Worship God	● Check what day of the week the Immaculate Conception (Dec. 8) falls this year. Remind participants that it is a holy day of obligation.
20		Lesson 20—The Sacrament of Reconciliation: Christ Forgives Us	● Check whether the class coincides with a celebration of Our Lady of Guadalupe (Dec. 12).
—		Break—Christmas	Begin Christmas break. Encourage participants to attend Christmas Masses.
—		Break—Christmas Octave	No session.
—		Break—New Year / Epiphany	● Check whether the Solemnity of Mary (Jan. 1) falls on a Saturday or Monday this year. Verify whether the USCCB has abrogated the obligation. Communicate this information to participants.
21		Lesson 21—The Anointing of the Sick: Christ Accompanies Us in Our Weakness	
22		Lesson 22—The Sacrament of Holy Orders: Christ Acts Through the Clergy	
23		Lesson 23—The Sacrament of Matrimony: The Domestic Church	Close of sacramental doctrine
—		Q&A Session 3 / Progress Interviews	Open Q&A with the group; individual progress reviews with the team. At this time, confirm that all who are in irregular marriages can enter into canonical marriages.
✦	KD	Ash Wednesday	Lent begins; the Period of Purification and Enlightenment opens for the elect.
PHASE V—PURIFICATION & ENLIGHTENMENT · LESSONS 24–28			
✦	KD	Rite of Election (First Sunday of Lent)	The bishop formally enrolls the Elect in the Book of the Elect at the cathedral. The Rite of Calling to Continuing Conversion is celebrated for baptized candidates.

Week	Date	Session/Event	Notes
24		Lesson 24—Liturgical Prayer and Popular Devotions	 Prayer checkpoint: prayer as communal bond.  Note the Ash Wednesday date this week.
		Lenten Retreat (weekend)	Full-weekend retreat for the Elect, candidates, sponsors, and team. This replaces the regular class session.
25		Lesson 25—The Christian Moral Life: Knowing Right from Wrong	
		First Scrutiny (Third Sunday of Lent)	
26		Lesson 26—The Social Doctrine of the Church and the Works of Mercy	
		Second Scrutiny (Fourth Sunday of Lent, Laetare Sunday)	
27		Lesson 27—The Culture of Life: Protecting the Most Vulnerable	
		Third Scrutiny (Fifth Sunday of Lent)	
28		Lesson 28—Discipleship and Evangelization: Sharing the Joy	Final lesson of the program
—		Q&A Session 4 / Final Discernment Interviews	Individual readiness interviews; team confirms initiation roster.
HOLY WEEK · EASTER VIGIL			
		Palm Sunday	Holy Week begins
		Penance Service	Hold a communal penance service for the candidates and team. Plan with your pastor.
—		Rehearsals	Rehearse the full Easter Vigil with the Elect, candidates, and sponsors: the procession, Baptism and Confirmation gestures, receiving Communion, and the recessional. Schedule at least one rehearsal.
		Easter Vigil	Celebration of Baptism, Confirmation, and First Eucharist for the Elect. Reception into full Communion with the Church for baptized candidates.
		Easter Sunday—Year 2	The newly initiated are now neophytes. Mystagogy begins.

Week	Date	Session/Event	Notes
PHASE VI—MYSTAGOGY · EASTER TO PENTECOST, YEAR 2			
1		Mystagogy Session 1	
2		Mystagogy Session 2	
3		Mystagogy Session 3	
4		Mystagogy Session 4	
5		Mystagogy Session 5	
6		Mystagogy Session 6	
7		Mystagogy Session 7	
		Pentecost Sunday—End of Program Year	Close of Mystagogy for Year 2 neophytes. The cycle begins again.

PLANNING NOTES FOR THE OCIA TEAM

How to Use This Template: Begin by completing the Key Dates Worksheet at the top of this document before filling in any session dates. Every blank in the schedule table is a date field your team will enter. Work forward from Easter Sunday (Year 1) through Pentecost (Year 2), inserting session dates week by week and skipping the pre-marked break weeks. Where the Notes column includes a symbol (●), verify the specific liturgical situation for your year before finalizing the date.

Cross-Referencing Key Dates: Milestone rows marked “KD” in the date column refer back to the Key Dates Worksheet. Fill in the worksheet first, then copy the confirmed dates into those cells. For session rows, dates flow consecutively from week to week except where a break row interrupts the sequence.

Scheduling Flexibility: The *Invited* curriculum is designed to be adapted. If a parish mission, local holiday, or extraordinary circumstance requires adjusting a session date, do so freely. The program’s phased structure accommodates movement of individual lessons without disrupting the overall arc of formation. Make a note in the Notes column any time a session is moved so the team can track the actual calendar.

Lessons 24 and 25—Positioning Relative to Ash Wednesday: Lessons 24 and 25 should ideally be taught in the two weeks immediately before or after Ash Wednesday, bridging the Catechumenate and the Period of Purification and Enlightenment. Ash Wednesday and the proximity of the Rite of Election will determine exactly where these fall. In some years, there may be one or two weeks between Lesson 23 and Lesson 24; use that time for the Q&A Session 3 / interviews and to ensure that all those in irregular marriages can enter into a canonical marriage.

Rite of Acceptance / Welcome: The Rite of Acceptance into the Order of Catechumens (for unbaptized inquirers) and the Rite of Welcoming Baptized but Previously Uncatechized Adults should be celebrated at a Sunday Mass in late September or early October as the Catechumenate stage opens. Coordinate with your pastor and parish liturgist well in advance. The exact Sunday may shift depending on the parish’s liturgical calendar and the readiness of inquirers.

Scrutinies: The three Scrutinies are celebrated on the Third, Fourth, and Fifth Sundays of Lent at the principal Sunday Mass. They are directed solely toward the Elect, those who are unbaptized. Baptized candidates are not presented for the Scrutinies but may participate in the Penitential Rite celebrated in their place. Confirm these dates from your diocesan liturgical calendar each year, since the exact Sundays vary.

Rites of Handing On: The Presentation of the Creed and the Presentation of the Lord's Prayer are traditionally celebrated during the Lenten period, often at a weekday Mass. Coordinate with your pastor to schedule them between the Rite of Election and the Fifth Sunday of Lent. These rites are not included as standalone rows in this template because their placement varies by parish; add them to the Notes column of the nearest session row.

Lenten Retreat: The retreat is placed in the week immediately following the Rite of Election, replacing the class session for that week. A full-weekend format works well, but if that is not possible, then use the one-day format. Sponsors and the full OCIA team are strongly encouraged to attend alongside the elect and candidates.

Penance Service: Baptized candidates who have not previously received the Sacrament of Reconciliation should do so before the Easter Vigil. A communal penance service with individual confessions is recommended close to Holy Week. Allow time for pastoral follow-up before the Vigil. Coordinate with your pastor and any confessors early; Holy Week availability fills quickly.

Holy Days of Obligation—Annual Verification: Several holy days of obligation recur annually but behave differently depending on which day of the week they fall. Before finalizing your schedule each year, check the following:

1. The Solemnity of the Assumption of the Blessed Virgin Mary (August 15): If it falls on a Sunday, the obligation is met at Sunday Mass; note it in Lesson 9's row.
2. The Solemnity of the Immaculate Conception (December 8): If it falls on a Sunday, the solemnity may be transferred to Monday; verify with your diocese. If it falls mid-week, remind participants during the preceding session.
3. The Solemnity of Mary, Mother of God (January 1): If it falls on a Saturday or Monday, the USCCB abrogates the obligation; verify each year.
4. The Solemnity of the Annunciation (March 25): If it falls in Holy Week or the Octave of Easter, it is transferred; check your diocesan calendar for the transferred date.

Summer Pace: One formal break is built into the schedule in late July, in addition to the Independence Day and Labor Day breaks. Leaders may use break weeks to conduct informal one-on-one check-ins with inquirers as they move through the material at their own pace. The lighter summer schedule also benefits inquirers with families and offers new participants who join mid-inquiry a lower-pressure entry point.

Christmas Break: The schedule includes three break rows to cover the Christmas-to-Epiphany season. Adjust the exact Sundays based on your calendar for the year. Encourage participants to attend Christmas Masses, observe the Christmas Octave (December 25–January 1), and dive in deeper using the additional materials in their Participant's Guide during the break. The extended quiet of the season can itself be formative.

Questions? Please contact us. We'd love to hear from you!

support@ascensionpress.com

1-800-376-0520

